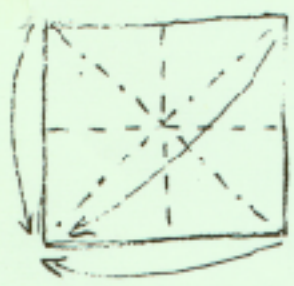


# TURTLE DOVE.

by Marvin Goody

①



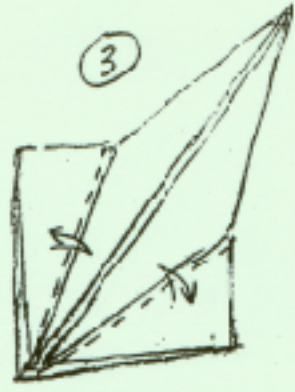
PRELIMINARY FOLD

②



PETAL FOLD

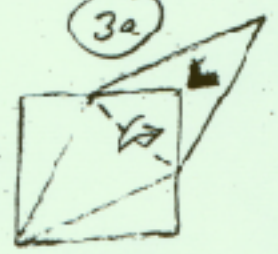
③



CREASE BOTH LAYERS

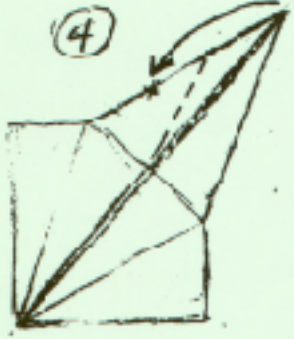


3a



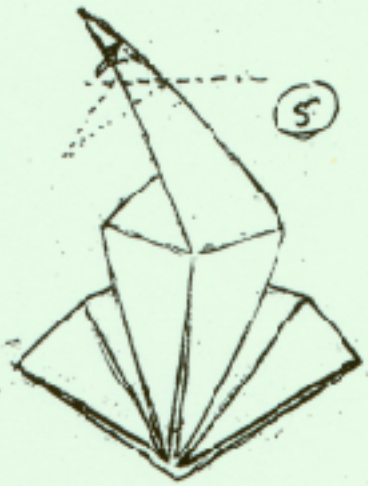
CREASE, THEN SINK.

④



POINT RISES. AND MODEL BECOMES 3D.

⑤



CREASE HARD, FIRST ONE WAY, THEN THE OTHER




⑥



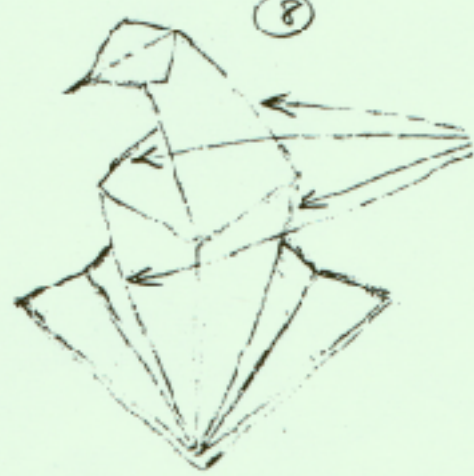
FORM HEAD BY OPENING OUT AND FOLDING DOWN ALONG CREASES FORMED IN PREVIOUS STEP.

⑦



FORM BEAK BY SQUEEZING FROM TOP TO BOTTOM

⑧



CURVE THESE EDGES ADJUST BASE.